

# VANTAGE® 575



## SETTING A NEW STANDARD

If you are looking for a rugged, reliable and capable welder for a demanding construction site, a dependable hire fleet or a quick turnaround repair job, take a close look at the Vantage 575. Simple controls and **CT** Chopper Technology™ deliver the low maintenance, long service life, easy operation and great arc performance every owner appreciates.

This multi-process powerhouse features 450 amps at 100%, or 500 amps at 60% duty cycle, tested at temperatures up to 40°C. Don't pay extra for plenty of AC 240V & 415V auxiliary power – 20,000 watts.

You can depend on legendary engine reliability from Cummins and superior Lincoln arc performance.

## PROCESSES

Stick, TIG, MIG, Flux-Cored, Gouging

## FEATURES


- Simple Controls – Keep training time to a minimum with the straight forward control panel of the Vantage 575. The flip-down control panel door keeps less frequently used dials out of the way.
- VRD Device (for additional operator safety) - factory fitted, built-in voltage reduction device (VRD) offers additional protection for the operator. The VRD operates in the CC mode reducing the OCV to a safer <12 volts, increasing operator safety when welding is performed in environments with increased hazard of electric shock.
- 46 horsepower liquid-cooled 4 cylinder Cummins B3.3 engine. Cummins model includes automatic engine idler for greater fuel economy and reduced noise.
- Single-sided engine access for routine maintenance. Double hinged door located on the right side of the machine opens easily in tight surroundings.
- Large 95 litre fuel tank provides run time for an extended day – 13 hours of welding at 450A / 40V / 100% duty cycle output, or 31 hours at high idle.
- Engine hour meter for scheduled maintenance.
- Output at welding terminals controlled by electronic contactor. Can be switched to “Weld Terminals On” or to “Remotely Controlled”.
- Automated Remote Control Capability – Output control is automatically switched from the machine to the remote mode when a remote device is connected. (standard 6 pin connector).
- 14-pin connector for Lincoln wire feeders LN-7, LN-8, LN-23P and LN-742. Also compatible with the NA-3 Control, LT-7 Tractor, Multi-Weld 350 and LN-25.
- Two Vantage 575 units can be paralleled in the CC-Stick Mode to increase output.

## ADVANTAGE LINCOLN


- Simple to Operate – Select one of three Process Modes, including CC-Stick, Touch-Start™ TIG or CV Wire, and then dial in the desired output.
- CC-Stick mode is optimised for general purpose and E7018 low hydrogen electrode.
- Arc control adjustment for a soft, buttery arc or a more forceful, digging arc.
- Touch-Start™ DC TIG welding, for easy arc starting that avoids tungsten contamination and the use of high-frequency.
- 20kVA of auxillary power will power up to three inverter power sources to give you up to four stick electrode welding arcs for higher productivity.
- Digital meters for amps and volts output make it easy to precisely set your procedures.
- Full instrumentation including Fuel, Oil Pressure, Engine Temperature gauges and hour meter keep you on top of monitoring engine performance.
- Three year Lincoln warranty (engine is warranted separately by the manufacturer).

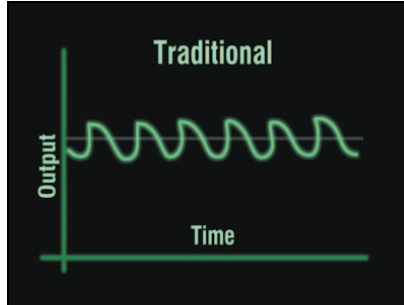
# VANTAGE® 575

## ARC PERFORMANCE

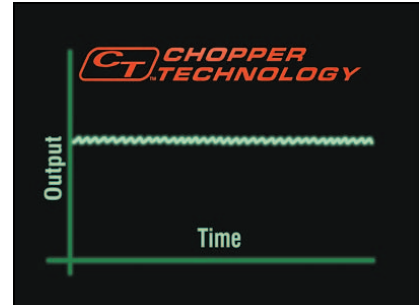
- 450 amps @ 100% duty cycle and capable of 500 amps at 60% duty cycle. All ratings are at temperatures of 40°C.
- Patented and award-winning Lincoln  Chopper Technology delivers superior DC arc welding performance for general purpose stick, DC TIG, MIG, cored-wire and arc gouging. Benefits of Chopper Technology include:
  - Easy arc starting
  - Smooth arc action
  - Low spatter levels
  - Excellent bead appearance
- Touch-Start™ TIG – Enjoy the added benefits of Lincoln's Touch-Start TIG when DC TIG welding. Not only do you avoid tungsten contamination arc starting, but you also don't need additional high frequency equipment. Lincoln Touch-Start™ TIG provides voltage-sensing arc cutoff when the torch is lifted at the end of the weld to improve weld quality.
- Arc Gouging - The Vantage 575 is capable of gouging with up to a 9mm carbon rod.


## WHAT IS A CHOPPER TECHNOLOGY?

Lincoln  Chopper Technology provides a smooth, stable arc with easy starts, low spatter and excellent bead appearance.



Traditional weld control is more variable around the desired output.



 Chopper Technology for extremely fast response for tighter output control.

## WHAT IS TOUCH-START™ TIG?

Touch-Start™ TIG uses a very low voltage to sense when the tip of the tungsten electrode is touched to the work piece. When this occurs, a complete circuit is established. When the tungsten is then raised from the work piece, the circuit senses a change in voltage and initiates the appropriate welding current and voltage to support the TIG welding process.

## TECHNICAL SPECIFICATIONS

### MACHINE

Part Number	Description	AC Aux Power	Output Range	Duty Cycle	CV Output	Dimensions <sup>(2)</sup> H x W x D (mm)	Net Weight (kg)
K2170-2	Vantage 575	20,000 watts	Continuous Control 30-575 amps	450A, 38V @ 100% 500A, 40V @ 60%	14-40 volts	1295 x 800 x 1600	741
	Receptacles		CC/CV range 15-200 amps				
	2 x 240/1/50 15A each <sup>(1)</sup>		Touch Start				
	1 x 415/3/50 32A		TIG range				

<sup>(1)</sup> Circuits cannot be wired in parallel to operate the same device.

<sup>(2)</sup> Height is to top of muffler: 1067mm case top height

### ENGINE

Engine Mode	Description	Horsepower	Displacement	Capacities
Cummins® B3.3	4 cyl, 4 cycle liquid/cooled diesel engine, 12V electric start Two stage dry tape air cleaner, fuel filter with water separator	46hp @ 1500 rpm	3.3 litres	Fuel: 95 litres Oil: 9 litres

# VANTAGE® 575

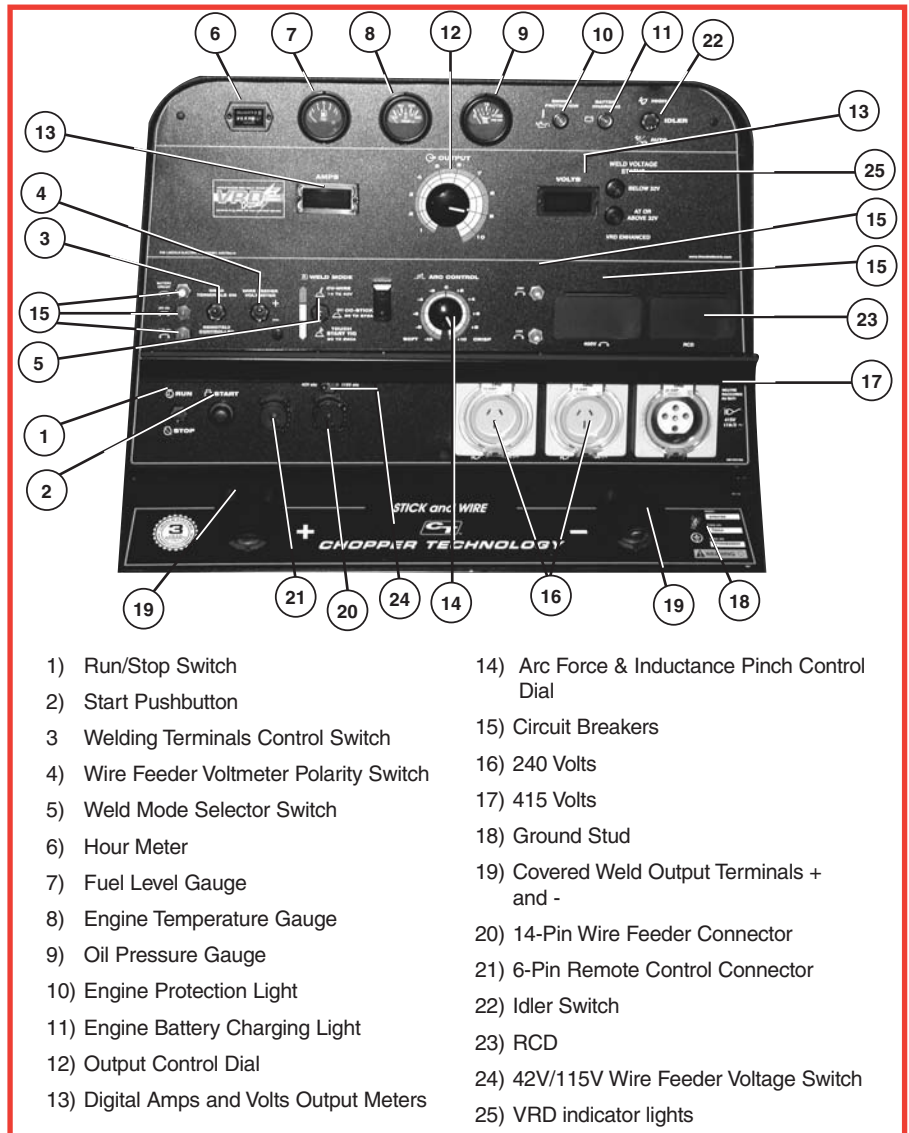
## QUALITY & RELIABILITY

- Printed circuit boards are trayed and potted to provide a robust environmental shield.
- Simple wire harnessing keeps connections to a minimum for greater reliability. Lead and harness strain reliefs on all control connections help ensure trouble-free performance.
- Engine Protection System includes automatic shutdown for low oil pressure, high engine temperature or low engine alternator voltage
- Indicator light turns on for low oil pressure, high engine temperature. A second indicator light turns on if the engine battery charging system malfunctions.
- Circuit breaker protection on the battery ignition system provides added component protection.
- Closed breather system to keep the engine compartment and ground clean. This system eliminates oil mist from collecting inside the engine compartment, especially on surfaces that would lower engine cooling efficiency.
- Self-bleeding engine simplify startup if your fuel tank runs dry. Manual fuel line bleeding is usually not necessary.
- Cummins B3.3 gear driven engines - no timing belt maintenance.
- Three Year Lincoln Warranty. (Engine is warranted separately by the manufacturer.)



Fully Encapsulated PC Board

## A CLOSER LOOK



- |  |   |
|--|---|
| 1) Run/Stop Switch                       | 14) Arc Force & Inductance Pinch Control Dial |
| 2) Start Pushbutton                      | 15) Circuit Breakers                          |
| 3) Welding Terminals Control Switch      | 16) 240 Volts                                 |
| 4) Wire Feeder Voltmeter Polarity Switch | 17) 415 Volts                                 |
| 5) Weld Mode Selector Switch             | 18) Ground Stud                               |
| 6) Hour Meter                            | 19) Covered Weld Output Terminals + and -     |
| 7) Fuel Level Gauge                      | 20) 14-Pin Wire Feeder Connector              |
| 8) Engine Temperature Gauge              | 21) 6-Pin Remote Control Connector            |
| 9) Oil Pressure Gauge                    | 22) Idler Switch                              |
| 10) Engine Protection Light              | 23) RCD                                       |
| 11) Engine Battery Charging Light        | 24) 42V/115V Wire Feeder Voltage Switch       |
| 12) Output Control Dial                  | 25) VRD indicator lights                      |
| 13) Digital Amps and Volts Output Meters |   |

## GENERATOR PERFORMANCE

- The Vantage 575 provides added value at the job site by delivering up to 20,000 watts of AC auxiliary power for equipment such as a Lincoln Procut 25 Plasma cutter. Also use for lights, grinders and other common construction tools. You can simultaneously weld and have access to AC power – The full 20,000 watts can be delivered while welding at up to 90 amps.
- Compare this to the common competitive standard of 4,000 watts. No expensive options are required to add significant generator capacity.
- Two 240V and one 415V receptacles. Circuit breaker protection and IP66 rated.

## SIMULTANEOUS WELDING POWER LOADS

Welding Output (Amps)	Permissible Power (Watts)
0	20,000
90A/24V	18,000
150A/26V	16,000
200A/30V	12,000
350A/34V	8,100
500A/40V	0