

# HS - Multi-field Use Pumps-

The HS/HSZ/HSD/HSR series are submersible single-phase portable pumps. The shaft-mounted agitator prevents the air lock that tends to take place on vortex or semi-vortex pumps.\* The rubber/resin-made stand protects the floor surface from scratching. The HSZ-series with a single float switch reduces power consumption and extends operating life.

The HSD pump is equipped with a high-chromium cast iron agitator that assists smooth suction of the settled matters. The HSR pump can start pumping if there is water with its level of 5mm or more and can continue pumping the water level goes down to 1mm. Additionally, the discharge direction is selectable between vertical and inclined, which prevents folding or bending of the discharge hose.

\* excluding HSR



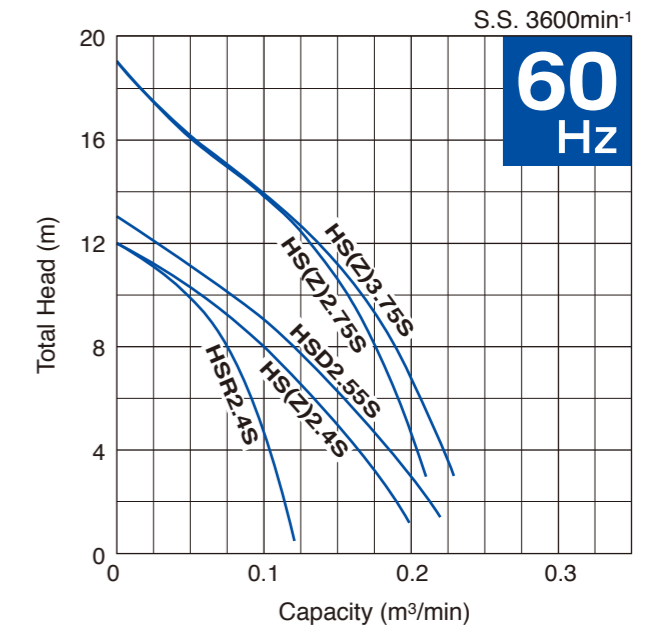
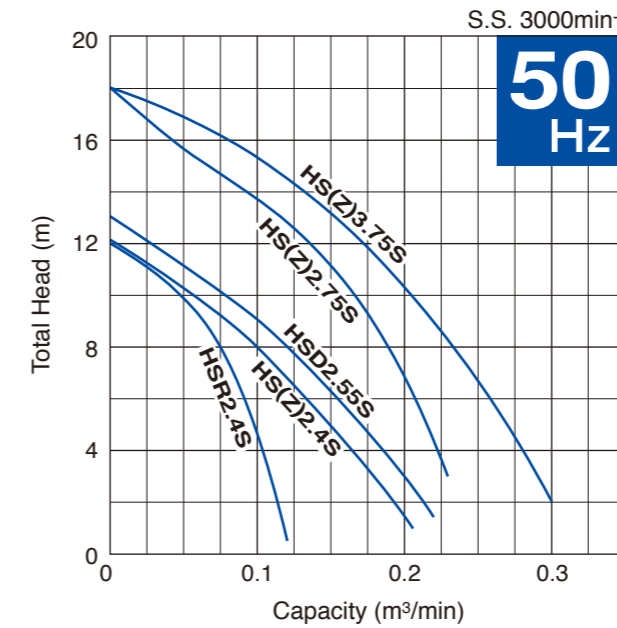
- Spiral Design
- Anti-wicking Cable Entry
- Motor Protector
- Dual Inside Mechanical Seal
- Oil Lifter [Patented]
- V-ring (0.55kW and above)
- Cable Clip
- Rubber / Resin-made Stand
- Agitator (HS/HSZ/HSD)
- Multi-directional Hose Coupling (HSR)

Model	Discharge Bore mm	Motor Output kW	Phase	Starting Method	Solids Passage mm	Dry Weight kg	Cable Length m
HS	HS2.4S	50	Single	Capacitor Run	7	11.3	5
	HS2.75S	50		Capacitor Run	7	16.4	5
	HS3.75S	80		Capacitor Run	7	16.8	5
HSZ -Automatic-	HSZ2.4S	50		Capacitor Run	7	11.3	5
	HSZ2.75S	50		Capacitor Run	7	16.4	5
	HSZ3.75S	80		Capacitor Run	7	16.8	5
HSD -Slurry-	HSD2.55S	50		Capacitor Run	9	14	5
HSR -Residue-	HSR2.4S	50		Capacitor Run	3	10.8	5

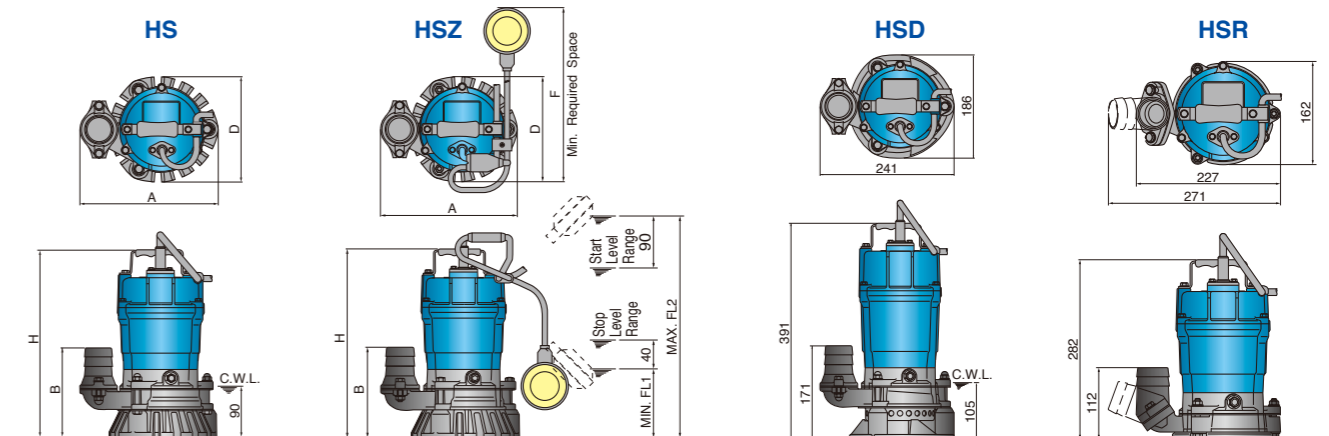
• Male threaded coupling for pipe connection available on special request  
• Weights excluding cable

## Performance Curves

Standard and Automatic models have the identical performance.



## Dimensions



Unit: mm

Model	A	B	D	H	F	FL1	FL2
HS2.4S	241	158	184	328	-	-	-
HS2.75S/HS3.75S	285	218	184	394	-	-	-
HSZ2.4S	241	158	184	328	340	120	385
HSZ2.75S/HSZ3.75S	285	218	184	394	370	150	475

## Automatic Operation (HSZ)

